

**WILDERNESS LAKE PRESERVE
HOMEOWNERS' ASSOCIATION, INC.**

10012 N. Dale Mabry Hwy ♦ Suite 102 ♦ Tampa, Florida 33618 ♦ (813) 963-6400 ♦ Fax (813) 964-8582 ♦
www.rampartproperties.com

ALTERATION APPLICATION

An application requesting approval for any alteration which occurs outside the exterior walls of the dwelling **MUST BE ACCOMPANIED BY THE FOLLOWING FOR CONSIDERATION.** If your application includes landscaping AND you plan to landscape based on the State of Florida's Florida Friendly law, please also complete the Florida Friendly Landscape Application. The \$25 application fee is waived for Florida Friendly applications.

- Copy of the lot survey with the alteration(s) drawn on it
- Detail description of alteration (Page 2 of form)
- Non-Refundable \$25.00 Application Fee (Payable to Wilderness Lake Preserve HOA)
- Legible sketch and/or drawing indicating location, size, and type of construction
- Contractor information
- Color swatches, pictures and or materials
- Other pertinent information as required

It is recommended that you review the Declaration of Covenants, Conditions and Restrictions provided for a complete description of your responsibilities regarding Architectural Review Committee requirements and submittals.

Please mail or drop off your completed application to the Wilderness Lake Preserve Lodge, 21320 Wilderness Lake Blvd., Land O' Lakes, Florida, 34637, Attn: Architectural Review Committee. You will be notified in writing with the decision made by the Association and/or the Architectural Review Committee. Pursuant to the Declaration of Covenants, Conditions and Restrictions of Wilderness Lake Preserve, your application process may take up to thirty (30) days or less. Please plan accordingly.

If approval is granted, it is not to be construed to include approval of any County or City Code Requirements. A building permit from the appropriate building department is needed on most property alterations and/or improvements. It shall be the sole responsibility of the owner to determine whether a permit is required. The Association and/or the Architectural Review Committee shall have no liability or obligation to determine whether such improvement, alteration or addition complies with any applicable law, rule, regulation, code or ordinance.

Please circle your builder and check your subdivision.

- BAYFAIR HOMES DAVID WEEKLY HBH M/I HOMES MORRISON
 SMITH FAMILY HOMES STANDARD PACIFIC

Cormorant Cove	Deerfield's	Eagle's Cove	Eagle's Crest	Eagle's Grove
Eagle's Landing	Eagle's Nest	Eagle's Park	Eagle's Watch	Egret Glade
Hawk Wind Trails	Heron's Glen	Heron's Wood	Lakewood Retreat	Nature's Ridge
Oakhurst	Osprey Point	Quail Trace	Sparrow Wood	Water's Edge
Woodsmere				

OWNER'S NAME: _____ DATE: _____

ADDRESS: _____

PHONE: _____ WORK: _____

MOBILE: _____ EMAIL: _____

**WILDERNESS LAKE PRESERVE
HOMEOWNERS' ASSOCIATION, INC.**

DESCRIBE ALTERATION IN DETAIL:

1. Alteration Type(s): _____

(Example: Pool Installation, fence install, screen enclosure, landscape alteration, house painting, etc.)

2. Type of Material(s) Used: _____

(Example: PVC fencing, stone pavers, aluminum framing, red fountain grass, exterior paint, etc.)

3. Color(s) of Materials Used: _____

(Provide sample of color.)

4. Details of Alteration(s): _____

(If more space is required, please attach another sheet to this form)

As a condition precedent to granting approval of any request for a change, alteration or addition to an existing basic structure, the applicant, their heirs and assigns thereto, hereby assume sole responsibility for the repair, maintenance or replacement of any such change, alteration or addition. IT IS UNDERSTOOD AND AGREED THAT WILDERNESS LAKE PRESERVE HOMEOWNERS ASSOCIATION, INC. AND HSI PROPERTIES ARE NOT REQUIRED TO TAKE ANY ACTION TO REPAIR, REPLACE OR MAINTAIN ANY SUCH APPROVED CHANGE, ALTERATION OR ADDITION, OR ANY STRUCTURE AND OTHER PROPERTY. THE HOMEOWNER AND ITS ASSIGNS ASSUME ALL RESPONSIBILITY AND COST FOR ANY ADDITION, CHANGE AND ITS FUTURE UPKEEP AND MAINTENANCE.

I agree not to commence with any change, alteration, additions and/or improvements to the dwelling/lot as stated above until the Association or the Architectural Review Committee notifies me in writing of their decision. I further acknowledge that I am responsible for removing and restoring to its original state, any alteration not approved by the Association or the Architectural Review Committee.

DATE: _____ OWNER'S SIGNATURE: _____

DATE: _____ OWNER'S SIGNATURE: _____

For Office Use Only

ACTION TAKEN
By the Association/Architectural Review Board:

Date: _____

Approved

Not Approved

Conditions of Approval: _____

Authorized Approving Representative Name

Authorized Representative Signature

Florida Friendly Landscape Alterations

Whether you are new or an experienced gardener, you will want to enjoy the experience of establishing a Florida Friendly environment in your landscape. So to begin please access these web sites to see what is waiting for you!

<http://floridayards.org/index.php> and <http://edis.ifas.ufl.edu/ep396>

If you plan to implement a Florida Friendly landscape you **should** contact the Florida Yards and Neighborhoods program at the Pasco County Extension office and request the Guide to a Florida – Friendly Landscape kit. ***This kit will assist you in this process to ensure you enjoy the benefits of beautifying your yard, and saving natural resources and money.*** The kit will include reference material describing what a Florida Friendly landscape is, basic micro-irrigation techniques, environmentally safe pest control and plant disease management, maintenance and control of storm water run off, water saving (**money saving**) tips, useful web site references, choices for landscape mulches, Florida native/adaptive plants and groundcovers for use in the home landscape, reference list and identification of Invasive plants (what **NOT** to put in the landscape) and how to attract the wonderful Florida wildlife into your yard!

Florida homeowners have many reasons to consider converting their existing residential landscape to a Florida-Friendly Landscape. Most importantly, a Florida-Friendly yard is an environmentally sound yard that conserves and protects Florida's waterways, soil, wildlife, and energy. Using the right plants in the right place can filter harmful storm water runoff, improve the landscape's soil, provide wildlife habitat, and create shade for energy efficiency in the home. Landscaping also adds beauty and creates pleasant outdoor living spaces to increase the value of residential property.

Increased use of strict irrigation ordinances in Florida is another reason many homeowners in the Sunshine State are choosing to use plants that are more appropriate for a Florida landscape. Florida-Friendly plants -- which include both native plants and adapted, non-native plants -- survive with little maintenance and thrive in the climate and soils of the state's varied regions. Use of these low-maintenance plants in residential landscapes reduces the need for water, fertilizer, and pesticides and also reduces the energy required for landscape maintenance, and **SAVES YOU MONEY \$\$\$\$\$**.

Creating a Florida-Friendly yard is not difficult, and such yards do not conform to any particular style. Instead, a Florida-Friendly yard is a type of landscape that is adaptable to many styles, and includes plant choices and design that follow the “right-plant/right-place” principle, which entails locating plants in those areas of the landscape, that best meet the plants' requirements for growth.

Note: The above information includes excerpts taken from the ***Adopting a Florida-Friendly Landscape guide*** referenced in this document.

Reference and Educational Information

Pasco County Extension

Pasco County Fairgrounds

36702 State Road 52

Dade City, FL 33525-5198

PHONE: 352-5214288; 727-847-8177; 813-996-7341, Ext. 4288

FAX: 352-523-1921

<http://pasco.ifas.ufl.edu/>

Pasco County (University of Florida IFAS Cooperative Extension Service)

<http://floridayards.org/index.php>

Florida-Friendly Landscaping

<http://edis.ifas.ufl.edu/ep396>

For specific planning steps, including sample landscape diagrams to be submitted with your Arch Application, please refer to the ***Adopting a Florida-Friendly Landscape guide***.

<http://edis.ifas.ufl.edu/EP079>

EDIS Publication SP191, ***A Guide to Florida Friendly Landscaping: Florida Yards and Neighborhoods Handbook***

**WILDERNESS LAKE PRESERVE HOMEOWNERS' ASSOCIATION, INC.
FLORIDA FRIENDLY LANDSCAPE ALTERATION APPLICATION - NO FEE REQUIRED**

This application is required if:

You are creating new landscape configurations:

- a) New Beds
- b) Expanding existing beds
- c) Replacing lawn with different kind of grass (turf)
- d) Replacing lawn with non-lawn plant material that provides the same function as grass (living plants).
- e) Adding non-living materials to your landscape

Please list plants, shrubs, trees, mulch type, stone, etc., to be used in alteration. Submit drawing - include existing landscape beds and/or turf and proposed changes to beds and turf. Also include proposed irrigation changes. (See Sample Plan) Also attach a plot plan or survey.

LANDSCAPE DIAGRAM PLAN LOCATION	PLANTS, SHRUBS, VINES, GROUND COVER, AND TREES, Common name and Botanical Name	SUN REQUIREMENTS			WATER REQUIREMENTS			TREE HEIGHT
		Full	Partial	Shade	Wet	Moist	Drought	
1								
2								
3								
4								
5								
6								
7								
8								
9								
10								
	LIST VARIETY OF GRASS AND MULCH	GRASS TYPE -- SEED , PLUGS OR SOD						
11								
12								
13								
	LIST NON LIVING MATERIALS: STEPPING STONES, STATUARY, ROCKS, PLANT POTTERY, OUTDOOR FURNITURE, WATER FEATURES (BIRD BATHS, PONDS, FOUNTAINS) TRELLIS AND SUCH. INDICATE PLACEMENT ON DRAWING.							
14								
15								

If this plan will be implemented in more than one stage, indicate stages on drawing. Dug out areas can not remain empty for more than 30 days.

For helpful information please visit these websites as well as the www.wlphoa.com site.

<http://www.fleppc.org/list/List-WW-F09-final.pdf>

<http://floridayards.org/index.php>

<http://edis.ifas.ufl.edu/ep396>

<http://pasco.ifas.ufl.edu/>

<http://edis.ifas.ufl.edu/EP079>

ANTICIPATED COMPLETION DATE: _____

EXAMPLE OF A plan Drawing
(page 1 of 3)

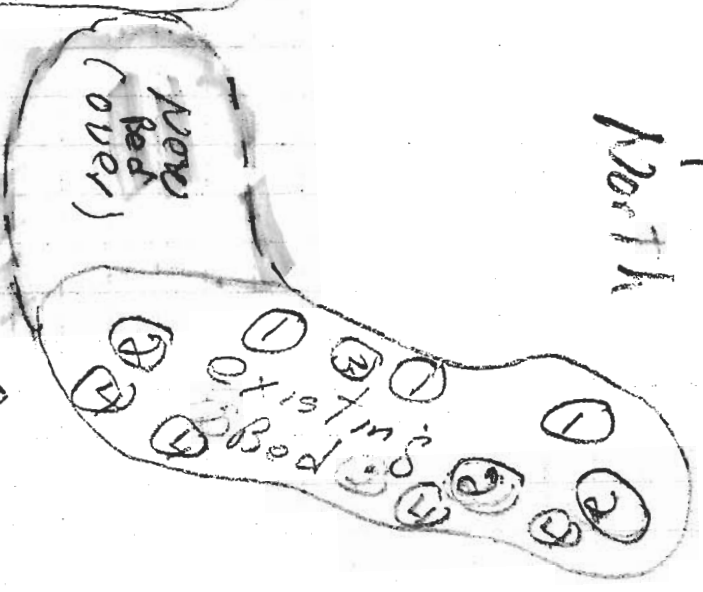


CDD common 0100

(Page 2 of 3)




conservation

North

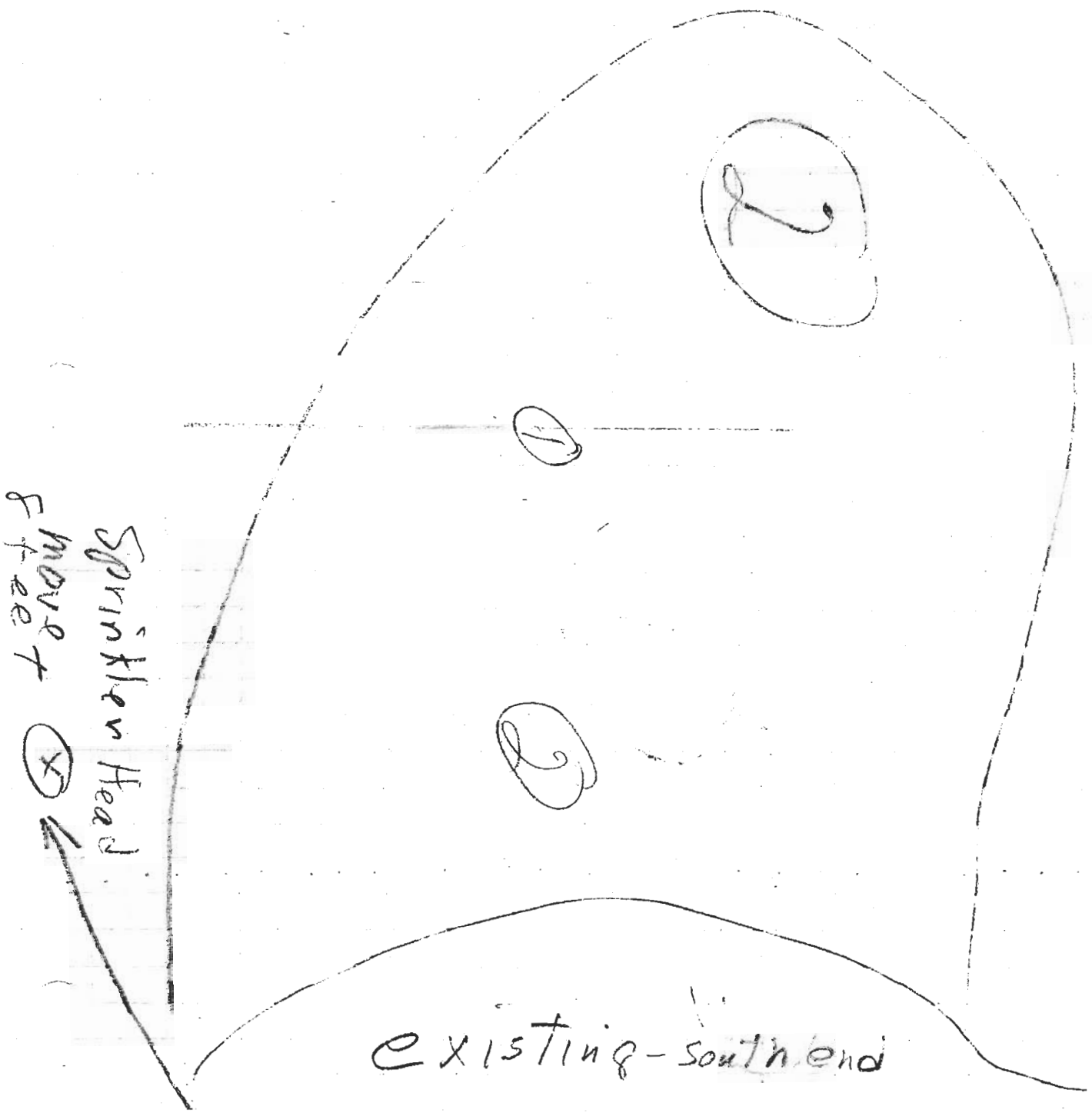


- 1. Queen Palm
- 2. Ligustrum 5-6'
- 3. Arecia Palm 6'
- 4. Schefflera

- 1. Andania Palm
- 2. Indigo 11'
- 3. Crope Hyrtia



- 1. Resmark
Palm
4-6'
 - 2. Logastrans
4-6'
- Cover with
Pine Bark
Mulch



Sprinkler Head
move +
free

existing-south end